

Performance Dashboard

Local Unit Name: Green Oak Charter Township
Local Unit Code: 47-1060

	2015	2016	Trend	Performance
Fiscal Stability				
Annual All Governmental Funds' expenditures per capita	\$639	\$570	↓ -10.8%	Positive
Fund Balance as % of annual All Governmental Funds' expenditures	190.5%	202.9%	↑ 6.5%	Positive
Unfunded pension & OPEB liability, as a % of annual All Governmental Funds' revenue	34%	43%	↑ 24.1%	Negative
Debt burden per capita	\$1,911	\$1,734	↓ -9.3%	Positive
Number of services delivered via cooperative venture	4	4	→ 0.0%	Neutral
Economic Strength				
% of community with access to high speed broadband	100%	100%	→ 0.0%	Neutral
Unemployment Rate	5.3%	4.6%	↓ -13.2%	Positive
Average age of critical infrastructure (years)	10.2	11.2	↑ 9.8%	Negative
Public Safety				
Criminal offenses against persons per thousand	4	5	↑ 29.9%	Negative
Criminal offenses against property per thousand	16	19	↑ 18.0%	Negative
Quality of Life				
Percent of General Fund expenditures committed to arts, culture and recreation	0.8%	1.0%	↑ 28.4%	Positive
Percent of Township land devoted to public parks	20%	20%	→ 0.0%	Neutral

(a)

(b)

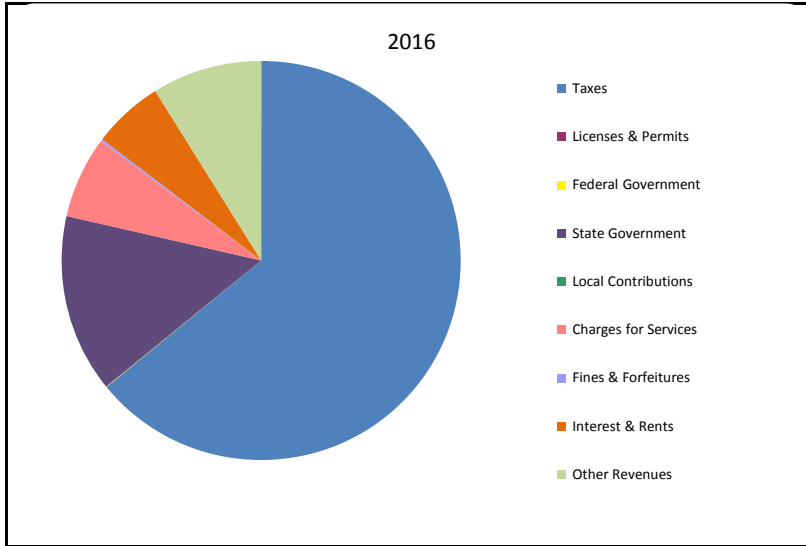
(b)

(a) Critical infrastructure is an average of 10-11 years young out of an estimated 40 years.

(b) Crime continues to run well below the state average.

CITIZENS' GUIDE TO LOCAL UNIT FINANCES - Green Oak Township - Livingston

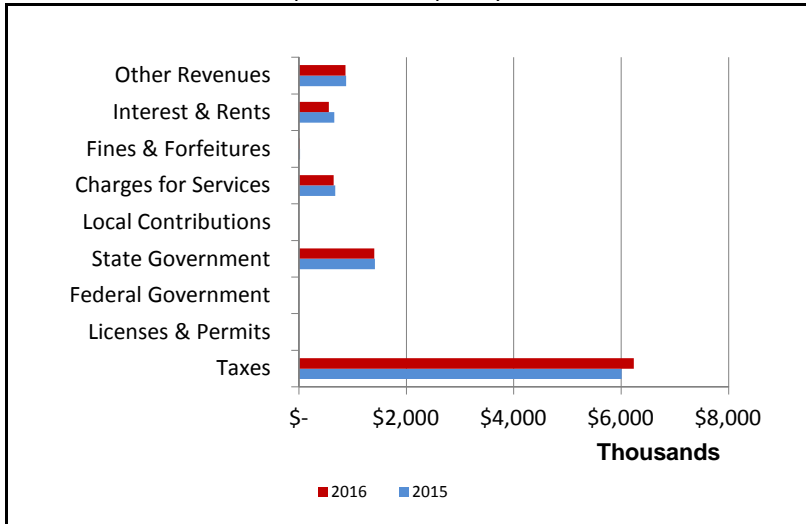
1. Where our money comes from (all governmental funds)



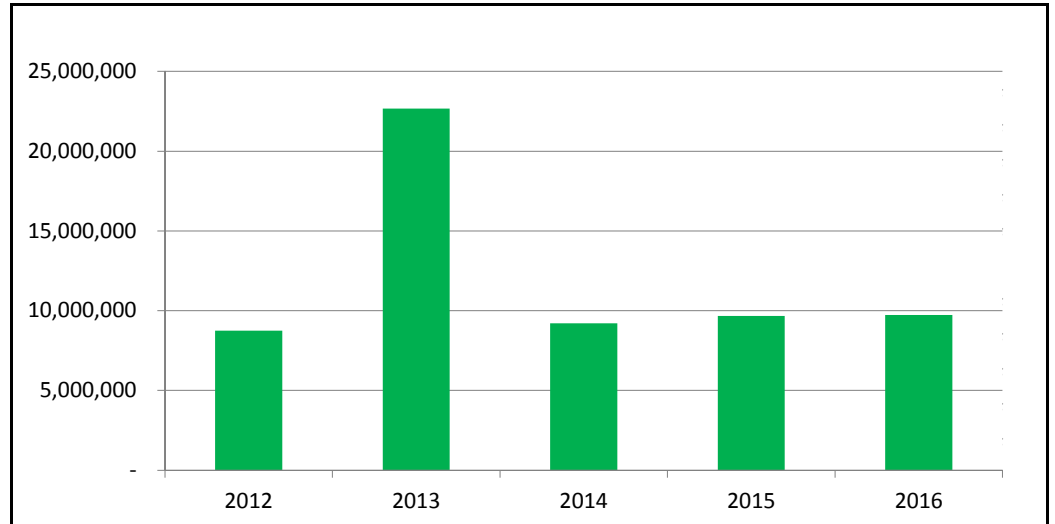
2. Compared to the prior year

	2015	2016	Change
Taxes	\$ 6,007,229	\$ 6,237,361	3.83%
Licenses & Permits	\$ 1,045	\$ 1,118	6.99%
Federal Government	\$ 5,861	\$ 2,853	-51.32%
State Government	\$ 1,415,211	\$ 1,405,743	-0.67%
Local Contributions	\$ -	\$ -	N/A
Charges for Services	\$ 678,371	\$ 646,739	-4.66%
Fines & Forfeitures	\$ 22,015	\$ 16,258	-26.15%
Interest & Rents	\$ 661,566	\$ 556,510	-15.88%
Other Revenues	\$ 878,769	\$ 866,232	-1.43%
Total Revenues	9,670,067	9,732,814	0.65%

3. Revenue sources - compared to the prior year



4. Historical trends of total revenues



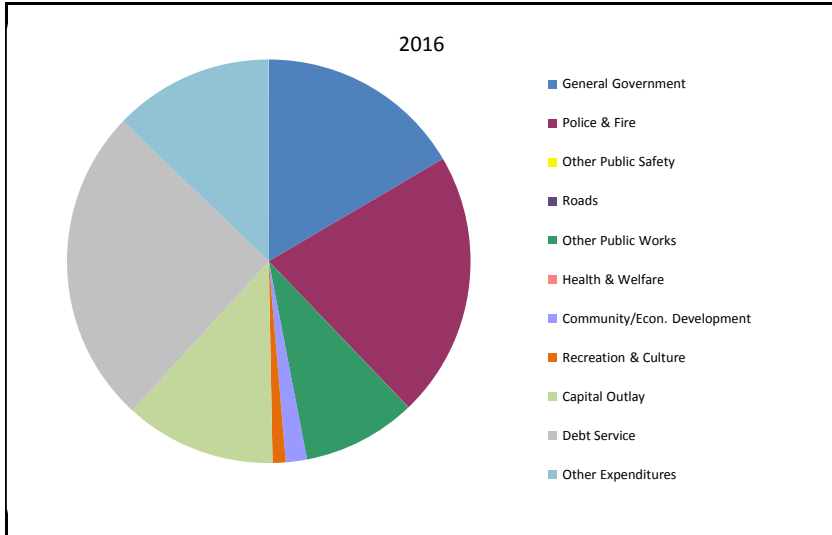
Commentary:

Revenues are shown net of interfund transfers.

For more information on our unit's finances, contact Michael H. Sedlak, Clerk at 810-231-1333.

CITIZENS' GUIDE TO LOCAL UNIT FINANCES - Green Oak Township - Livingston

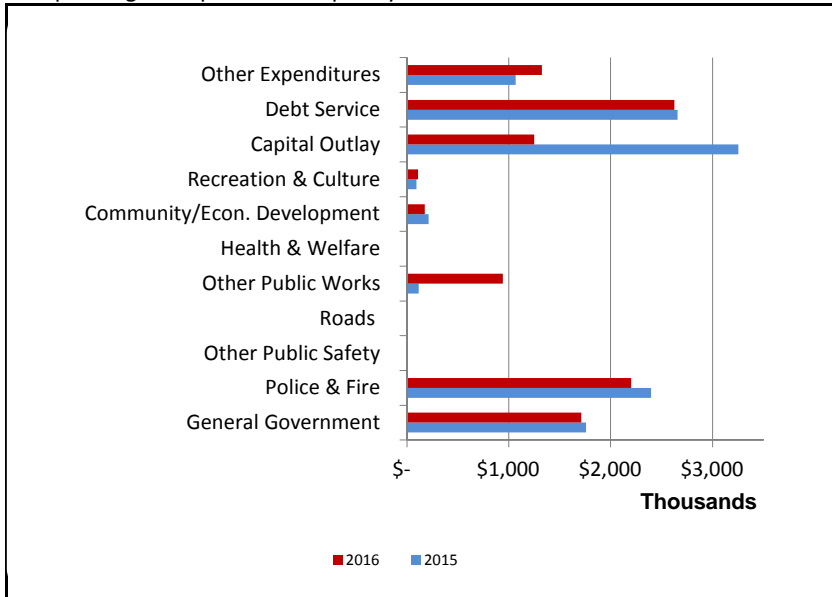
1. Where we spend our money (all governmental funds)



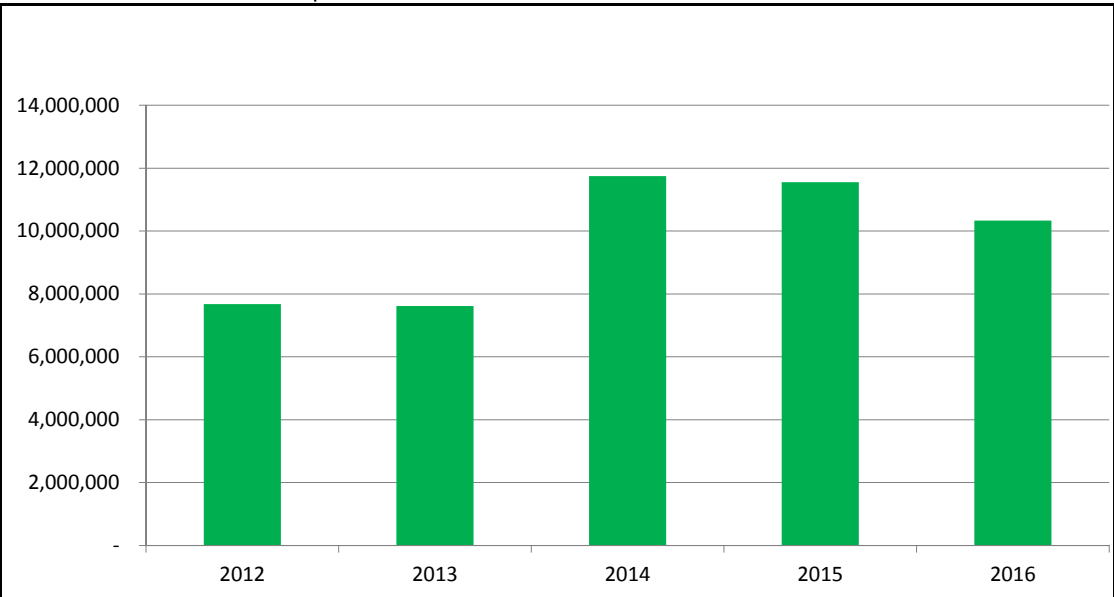
2. Compared to the prior year

	2015	2016	Change
General Government	\$ 1,758,562	\$ 1,710,539	-2.73%
Police & Fire	\$ 2,394,725	\$ 2,202,632	-8.02%
Other Public Safety	\$ -	\$ -	N/A
Roads	\$ -	\$ -	N/A
Other Public Works	\$ 114,765	\$ 941,360	720.25%
Health & Welfare	\$ -	\$ -	N/A
Community/Econ. Development	\$ 214,068	\$ 175,295	-18.11%
Recreation & Culture	\$ 92,362	\$ 108,162	17.11%
Capital Outlay	\$ 3,254,591	\$ 1,248,651	-61.63%
Debt Service	\$ 2,657,572	\$ 2,625,386	-1.21%
Other Expenditures	\$ 1,067,831	\$ 1,326,106	24.19%
Total Expenditures	11,554,476	10,338,131	-10.53%

3. Spending - compared to the prior year



4. Historical trends of total expenditures:

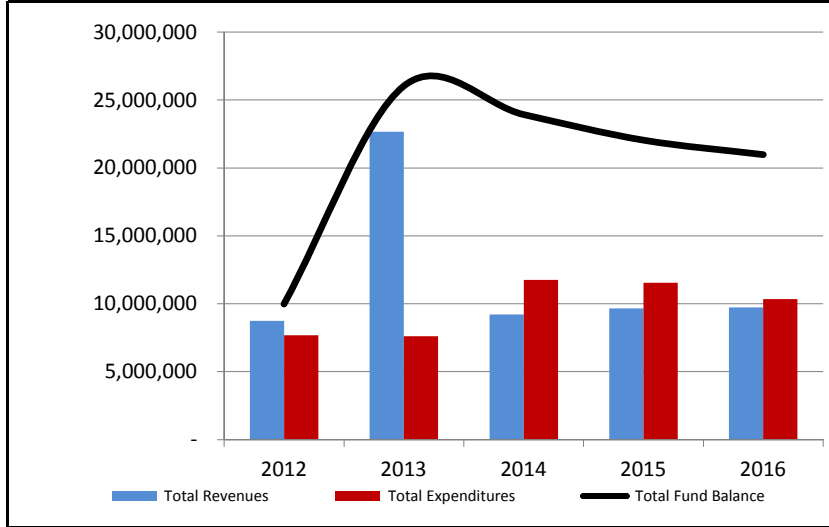


Commentary:
Expenditures shown net of interfund transfers.

For more information on our unit's finances, contact Michael H. Sedlak, Clerk at 810-231-1333.

CITIZENS' GUIDE TO LOCAL UNIT FINANCES - Green Oak Township - Livingston

1. How have we managed our governmental fund resources (fund balance)

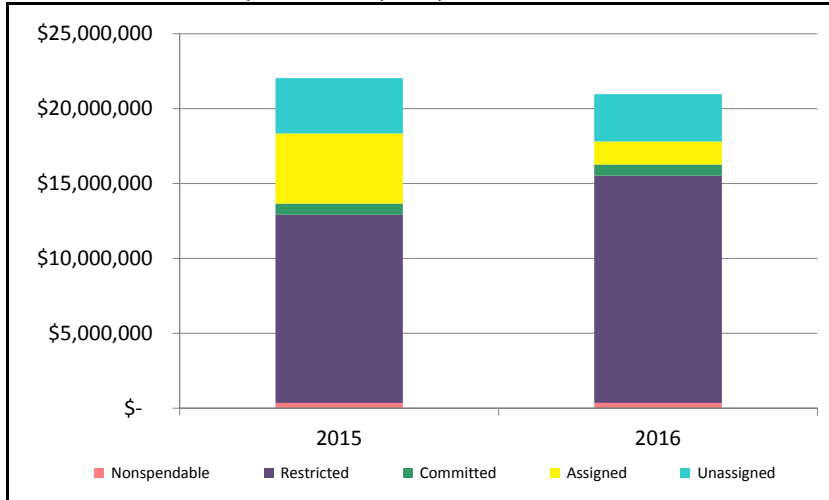


2. Compared to the prior year

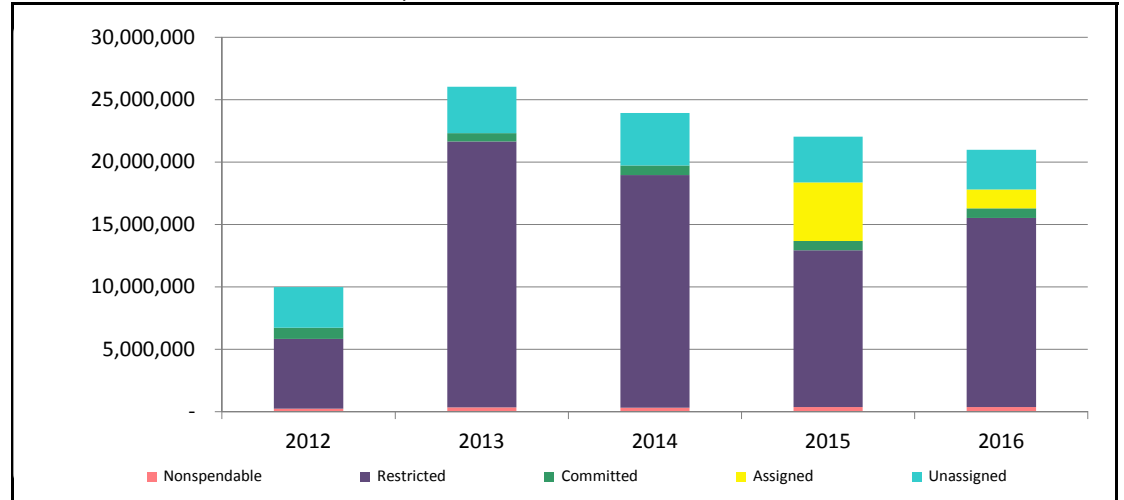
	2015	2016	Change
Revenues	\$ 9,670,067	\$ 9,732,814	0.65%
Expenditures	\$ 11,554,476	\$ 10,338,131	-10.53%
Surplus (Shortfall)	\$ (1,884,409)	\$ (605,317)	-67.88%

Fund balance, by component:	2015	2016	Change
Nonspendable	\$ 355,100	\$ 366,667	3.26%
Restricted	\$ 12,572,628	\$ 15,160,405	20.58%
Committed	\$ 750,585	\$ 756,795	0.83%
Assigned	\$ 4,674,811	\$ 1,525,675	-67.36%
Unassigned	\$ 3,685,377	\$ 3,163,361	-14.16%
Total Fund Balance	\$ 22,038,501	\$ 20,972,903	-4.84%

3. Fund balance - compared to the prior year



4. Historical trends of individual components

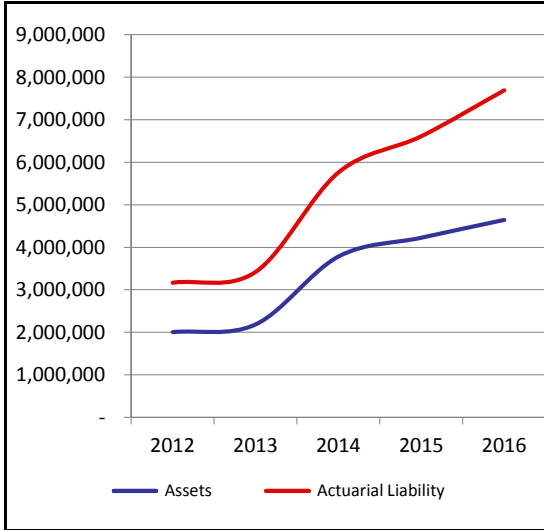


Commentary:

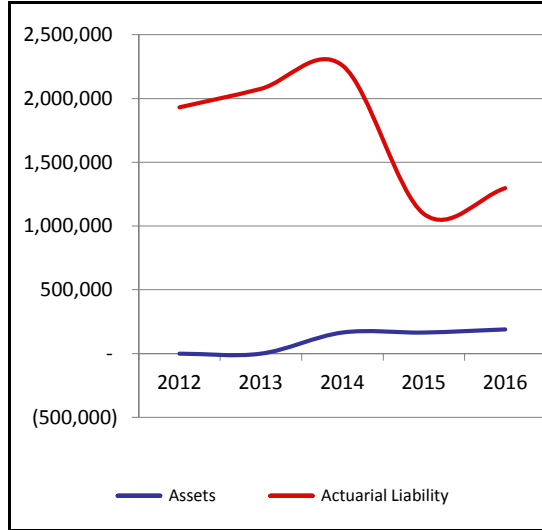
For more information on our unit's finances, contact Michael H. Sedlak, Clerk at 810-231-1333.

CITIZENS' GUIDE TO LOCAL UNIT FINANCES - Green Oak Township - Livingston

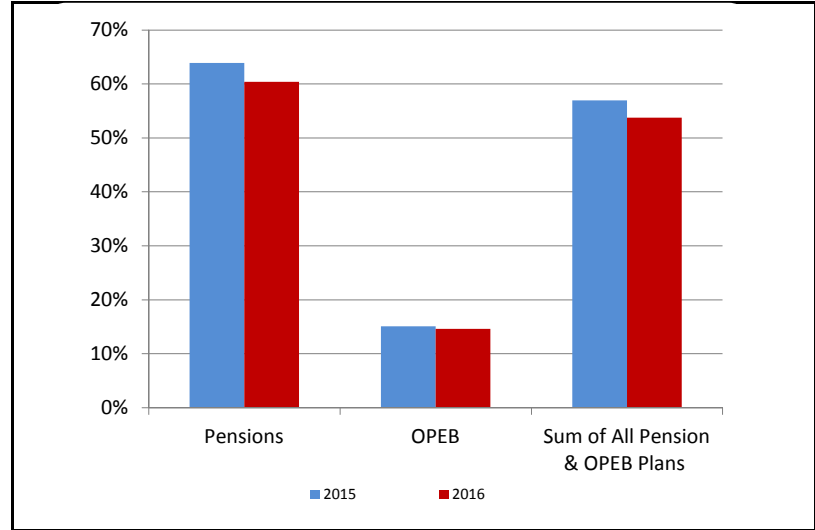
1. Pension funding status



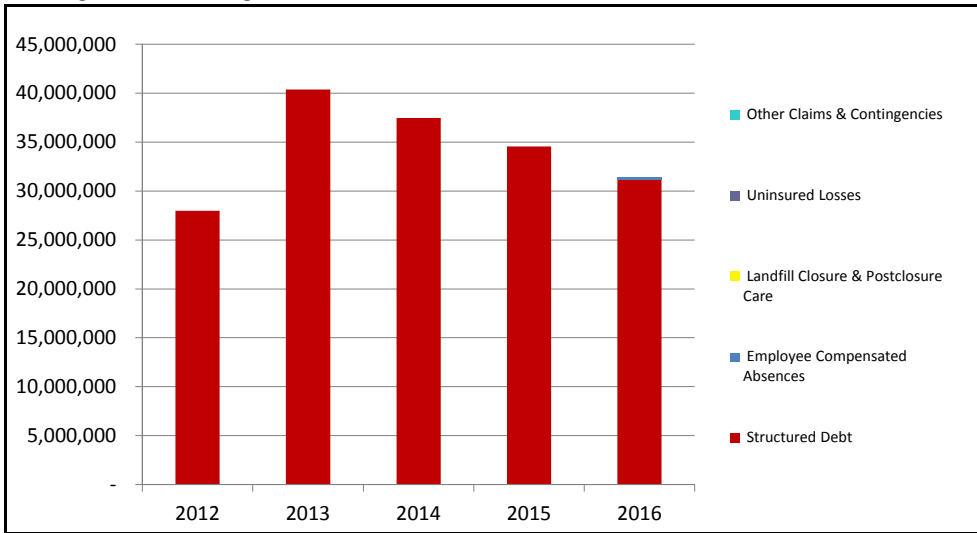
2. Retiree Health care funding status



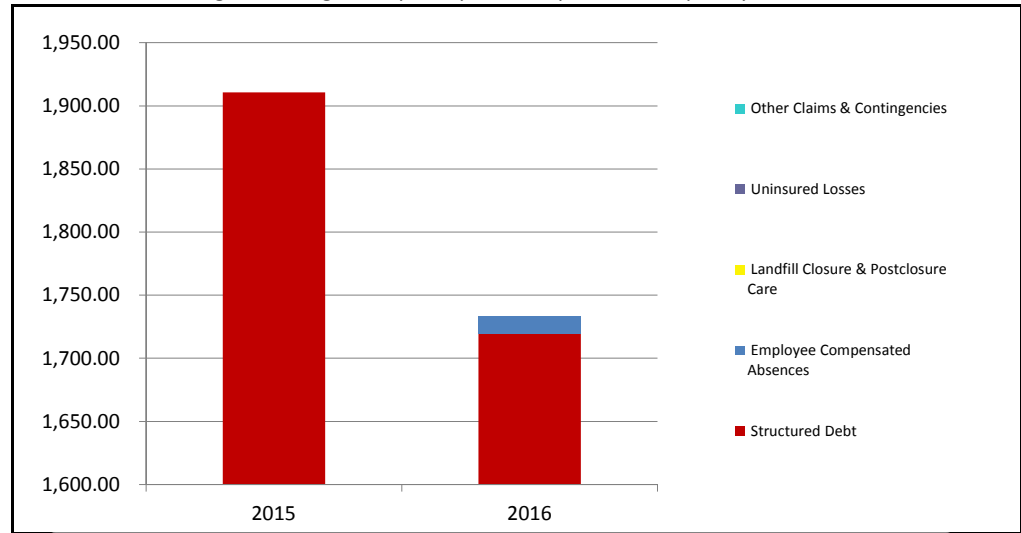
3. Percent funded - compared to the prior year



4. Long Term Debt obligations:



5. Debt & other long term obligations per capita - compared to the prior year



Commentary:

For more information on our unit's finances, contact Michael H. Sedlak, Clerk at 810-231-1333.

Debt Service Report

Local Unit Name: Green Oak Charter Township
Local Unit Code: 47-1060
Current Fiscal Year End Date: 3/31/2017

Debt Name: First Merit Bank E-1 Fire Truck
Issuance Date: 4/1/2014
Issuance Amount: \$335,000
Debt Instrument (or Type): Contract Payable
Repayment Source(s): Fire millage

Years Ending	Principal	Interest	Total
3/31/2017	\$ 86,430	\$ 2,262	\$ 88,692
Totals	\$ 86,430	\$ 2,262	\$ 88,692

Commentary:
 Interest rate: 2.6%
 Matures: 4/1/17

Debt Service Report

Local Unit Name: Green Oak Charter Township
Local Unit Code: 47-1060
Current Fiscal Year End Date: 3/31/2017

Debt Name: Rosenbaur Pumper
Issuance Date: 8/25/2014
Issuance Amount: \$531,700
Debt Instrument (or Type): Note Payable
Repayment Source(s): Fire millage

Years Ending	Principal	Interest	Total
3/31/2017	\$ 75,004	\$ 8,604	\$ 83,608
3/31/2018	\$ 75,934	\$ 6,732	\$ 82,666
3/31/2019	\$ 76,876	\$ 4,837	\$ 81,713
3/31/2020	\$ 77,829	\$ 2,919	\$ 80,748
3/31/2021	\$ 78,794	\$ 977	\$ 79,771
Totals	\$ 384,437	\$ 24,069	\$ 408,506

Commentary
 Interest rate: 2.48%
 Matures: 9/25/2020

Debt Service Report

Local Unit Name: Green Oak Charter Township
Local Unit Code: 47-1060
Current Fiscal Year End Date: 3/31/2017

Debt Name: Green Oak Series 1998 (Building Authority)
Issuance Date: 12/1/1998
Issuance Amount: \$475,000
Debt Instrument (or Type): Bond Payable
Repayment Source(s): Rent charged to funds for use of building

Years Ending	Principal	Interest	Total
3/31/2017	\$ 35,000	\$ 4,375	\$ 39,375
3/31/2018	\$ 35,000	\$ 2,625	\$ 37,625
3/31/2019	\$ 35,000	\$ 875	\$ 35,875
Totals	\$ 105,000	\$ 7,875	\$ 112,875

Commentary:
 Interest Rate: 3.3% - 5.0%
 Matures: 10/1/18

Debt Service Report

Local Unit Name:	Green Oak Charter Township
Local Unit Code:	47-1060
Current Fiscal Year End Date:	3/31/2017
Debt Name:	Green Oak Series 2000 (Building Authority)
Issuance Date:	10/1/2000
Issuance Amount:	\$1,750,000
Debt Instrument (or Type):	Bond Payable
Repayment Source(s):	Rent charged to funds for use of building

Years Ending	Principal	Interest	Total
3/31/2017	\$ 110,000	\$ 29,783	\$ 139,783
3/31/2018	\$ 115,000	\$ 23,735	\$ 138,735
3/31/2019	\$ 120,000	\$ 17,360	\$ 137,360
3/31/2020	\$ 125,000	\$ 10,652	\$ 135,652
3/31/2021	\$ 130,000	\$ 3,607	\$ 133,607
Totals	\$ 600,000	\$ 85,137	\$ 685,137

Commentary:
 Interest Rate: 4.75% - 5.55%
 Matures: 10/1/20

Debt Service Report

Local Unit Name: Green Oak Charter Township
Local Unit Code: 47-1060
Current Fiscal Year End Date: 3/31/2017

Debt Name: Green Oak Capital Improvement Series 2002 (LCWA)
Issuance Date: 10/1/2002
Issuance Amount: \$1,375,000
Debt Instrument (or Type): Bond Payable
Repayment Source(s): Special assessments

<u>Years Ending</u>	<u>Principal</u>	<u>Interest</u>	<u>Total</u>
3/31/2017	\$ 105,000	\$ 16,600	\$ 121,600
3/31/2018	\$ 110,000	\$ 12,245	\$ 122,245
3/31/2019	\$ 115,000	\$ 7,575	\$ 122,575
3/31/2020	\$ 120,000	\$ 2,580	\$ 122,580
Totals	\$ 450,000	\$ 39,000	\$ 489,000

Commentary:
 Interest Rate: 2.5% - 4.3%
 Matures: 10/1/19

Debt Service Report

Local Unit Name: Green Oak Charter Township
Local Unit Code: 47-1060
Current Fiscal Year End Date: 3/31/2017

Debt Name: Special Assessment Series 2003 Capital Improvement (LCWA) Refunding
Issuance Date: 4/7/2015
Issuance Amount: \$3,195,000
Debt Instrument (or Type): Bond Payable
Repayment Source(s): Special assessment

<u>Years Ending</u>	<u>Principal</u>	<u>Interest</u>	<u>Total</u>
3/31/2017	\$ 385,000	\$ 63,053	\$ 448,053
3/31/2018	\$ 380,000	\$ 55,020	\$ 435,020
3/31/2019	\$ 395,000	\$ 46,883	\$ 441,883
3/31/2020	\$ 385,000	\$ 38,692	\$ 423,692
3/31/2021	\$ 400,000	\$ 30,450	\$ 430,450
3/31/2022	\$ 415,000	\$ 21,893	\$ 436,893
3/31/2023	\$ 425,000	\$ 13,072	\$ 438,072
3/31/2024	\$ 410,000	\$ 4,305	\$ 414,305
Totals	\$ 3,195,000	\$ 273,368	\$ 3,468,368

Commentary:
 Interest Rate: 2.1%
 Matures: 5/1/23

Debt Service Report

Local Unit Name: Green Oak Charter Township
Local Unit Code: 47-1060
Current Fiscal Year End Date: 3/31/2017

Debt Name: Special Assessment Series 2007 (Pleasant View Road)
Issuance Date: 7/1/2007
Issuance Amount: \$580,000
Debt Instrument (or Type): Bond Payable
Repayment Source(s): Special assessment

<u>Years Ending</u>	<u>Principal</u>	<u>Interest</u>	<u>Total</u>
3/31/2017	\$ 40,000	\$ 15,215	\$ 55,215
3/31/2018	\$ 45,000	\$ 13,323	\$ 58,323
3/31/2019	\$ 45,000	\$ 11,286	\$ 56,286
3/31/2020	\$ 50,000	\$ 9,112	\$ 59,112
3/31/2021	\$ 55,000	\$ 6,684	\$ 61,684
3/31/2022	\$ 55,000	\$ 4,112	\$ 59,112
3/31/2023	\$ 60,000	\$ 1,410	\$ 61,410
Totals	\$ 350,000	\$ 61,142	\$ 411,142

Commentary:
 Interest Rate: 3.8% - 4.7%
 Matures: 5/1/22

Debt Service Report

Local Unit Name:	Green Oak Charter Township
Local Unit Code:	47-1060
Current Fiscal Year End Date:	3/31/2017
Debt Name:	Capital Improvement Series 2007 (LCWA Iron)
Issuance Date:	7/1/2007
Issuance Amount:	\$760,000
Debt Instrument (or Type):	Bond Payable
Repayment Source(s):	Special assessments

Years Ending	Principal	Interest	Total
3/31/2017	\$ 45,000	\$ 22,331	\$ 67,331
3/31/2018	\$ 45,000	\$ 20,363	\$ 65,363
3/31/2019	\$ 50,000	\$ 18,260	\$ 68,260
3/31/2020	\$ 50,000	\$ 16,023	\$ 66,023
3/31/2021	\$ 55,000	\$ 13,646	\$ 68,646
3/31/2022	\$ 60,000	\$ 11,015	\$ 71,015
3/31/2023	\$ 65,000	\$ 8,107	\$ 73,107
3/31/2024	\$ 70,000	\$ 4,935	\$ 74,935
3/31/2025	\$ 70,000	\$ 1,645	\$ 71,645
Totals	\$ 510,000	\$ 116,325	\$ 626,325

Commentary:
 Interest Rate: 4.0% - 4.5%
 Matures: 5/1/24

Debt Service Report

Local Unit Name:	Green Oak Charter Township
Local Unit Code:	47-1060
Current Fiscal Year End Date:	3/31/2017
Debt Name:	Capital Improvement Series 2007A (LCWA Iron)
Issuance Date:	10/1/2007
Issuance Amount:	\$1,220,000
Debt Instrument (or Type):	Bond Payable
Repayment Source(s):	Special assessments

Years Ending	Principal	Interest	Total
3/31/2017	\$ 55,000	\$ 35,369	\$ 90,369
3/31/2018	\$ 60,000	\$ 33,069	\$ 93,069
3/31/20119	\$ 60,000	\$ 30,669	\$ 90,669
3/31/2020	\$ 65,000	\$ 28,136	\$ 93,136
3/31/2021	\$ 65,000	\$ 25,455	\$ 90,455
3/31/2022	\$ 70,000	\$ 22,619	\$ 92,619
3/31/2023	\$ 70,000	\$ 19,643	\$ 89,643
3/31/2024	\$ 75,000	\$ 16,515	\$ 91,515
3/31/2025	\$ 75,000	\$ 13,234	\$ 88,234
3/31/2026	\$ 85,000	\$ 9,734	\$ 94,734
3/31/2027	\$ 85,000	\$ 5,963	\$ 90,963
3/31/2028	\$ 90,000	\$ 2,025	\$ 92,025
Totals	\$ 855,000	\$ 242,431	\$ 1,097,431

Commentary:
 Interest Rate: 4.0% - 4.7%
 Matures: 5/1/27

Debt Service Report

Local Unit Name: Green Oak Charter Township
Local Unit Code: 47-1060
Current Fiscal Year End Date: 3/31/2017

Debt Name: Capital Improvement Series 2013 (Road Bonds)
Issuance Date: 3/1/2013
Issuance Amount: \$14,500,000
Debt Instrument (or Type): Bond Payable
Repayment Source(s): Special assessments

<u>Years Ending</u>	<u>Principal</u>	<u>Interest</u>	<u>Total</u>
3/31/2017	\$ 900,000	\$ 270,656	\$ 1,170,656
3/31/2018	\$ 900,000	\$ 252,657	\$ 1,152,657
3/31/2019	\$ 925,000	\$ 234,656	\$ 1,159,656
3/31/2020	\$ 925,000	\$ 216,156	\$ 1,141,156
3/31/2021	\$ 950,000	\$ 197,656	\$ 1,147,656
3/31/2022	\$ 950,000	\$ 178,657	\$ 1,128,657
3/31/2023	\$ 1,000,000	\$ 159,656	\$ 1,159,656
3/31/2024	\$ 1,000,000	\$ 134,656	\$ 1,134,656
3/31/2025	\$ 1,025,000	\$ 109,656	\$ 1,134,656
3/31/2026	\$ 1,050,000	\$ 84,032	\$ 1,134,032
3/31/2027	\$ 1,075,000	\$ 57,781	\$ 1,132,781
3/31/2028	\$ 1,075,000	\$ 29,563	\$ 1,104,563
Totals	\$ 11,775,000	\$ 1,925,782	\$ 13,700,782

Commentary:
 Interest Rate: 2.00% - 2.75%
 Matures: 11/1/27

Debt Service Report

Local Unit Name: Green Oak Charter Township
Local Unit Code: 47-1060
Current Fiscal Year End Date: 3/31/2017

Debt Name: Special Assessment Series 2011 (Hidden Lake Road)
Issuance Date: 9/11/2011
Issuance Amount: \$1,115,000
Debt Instrument (or Type): Bond Payable
Repayment Source(s): Special assessment

<u>Years Ending</u>	<u>Principal</u>	<u>Interest</u>	<u>Total</u>
3/31/2017	\$ 110,000	\$ 21,448	\$ 131,448
3/31/2018	\$ 115,000	\$ 18,910	\$ 133,910
3/31/2019	\$ 120,000	\$ 15,792	\$ 135,792
3/31/2020	\$ 125,000	\$ 12,113	\$ 137,113
3/31/2021	\$ 135,000	\$ 7,716	\$ 142,716
3/31/2022	\$ 140,000	\$ 2,660	\$ 142,660
Totals	\$ 745,000	\$ 78,639	\$ 823,639

Commentary:
 Interest Rate: .85% - 3.8%
 Matures: 5/1/21

Debt Service Report

Local Unit Name: Green Oak Charter Township
Local Unit Code: 47-1060
Current Fiscal Year End Date: 3/31/2017

Debt Name: Special Assessment Series 2001 (Hidden Lake Phase II)
Issuance Date: 3/1/2001
Issuance Amount: \$1,455,000
Debt Instrument (or Type): Bond Payable
Repayment Source(s): Special assessment

<u>Years Ending</u>	<u>Principal</u>	<u>Interest</u>	<u>Total</u>
3/31/2017	\$ 70,000	\$ 18,783	\$ 88,783
3/31/2018	\$ 80,000	\$ 15,125	\$ 95,125
3/31/2019	\$ 85,000	\$ 11,083	\$ 96,083
3/31/2020	\$ 85,000	\$ 6,875	\$ 91,875
3/31/2021	\$ 95,000	\$ 2,375	\$ 97,375
Totals	\$ 415,000	\$ 54,241	\$ 469,241

Commentary:
 Interest Rate: 3.9% - 5.0%
 Matures: 5/1/20

Debt Service Report

Local Unit Name: Green Oak Charter Township
Local Unit Code: 47-1060
Current Fiscal Year End Date: 3/31/2017

Debt Name: Special Assessment Series 2002 (Hidden Lake Phase III)
Issuance Date: 10/1/2002
Issuance Amount: \$465,000
Debt Instrument (or Type): Bond Payable
Repayment Source(s): Special assessment

<u>Years Ending</u>	<u>Principal</u>	<u>Interest</u>	<u>Total</u>
3/31/2017	\$ 25,000	\$ 8,901	\$ 33,901
3/31/2018	\$ 25,000	\$ 7,876	\$ 32,876
3/31/2019	\$ 30,000	\$ 6,720	\$ 36,720
3/31/2020	\$ 30,000	\$ 5,430	\$ 35,430
3/31/2021	\$ 35,000	\$ 3,999	\$ 38,999
3/31/2022	\$ 35,000	\$ 2,424	\$ 37,424
3/31/2023	\$ 35,000	\$ 814	\$ 35,814
Totals	\$ 215,000	\$ 36,164	\$ 251,164

Commentary:
 Interest Rate: 3.35% - 4.65%
 Matures: 5/1/22

Debt Service Report

Local Unit Name: Green Oak Charter Township
Local Unit Code: 47-1060
Current Fiscal Year End Date: 3/31/2017

Debt Name: Special Assessment Series 2003 (TriLakes) - Refunding
Issuance Date: 4/7/2015
Issuance Amount: \$6,500,000
Debt Instrument (or Type): Bond Payable
Repayment Source(s): Special assessment

<u>Years Ending</u>	<u>Principal</u>	<u>Interest</u>	<u>Total</u>
3/31/2017	\$ 755,000	\$ 128,573	\$ 883,573
3/31/2018	\$ 770,000	\$ 112,560	\$ 882,560
3/31/2019	\$ 780,000	\$ 96,285	\$ 876,285
3/31/2020	\$ 790,000	\$ 79,800	\$ 869,800
3/31/2021	\$ 825,000	\$ 62,842	\$ 887,842
3/31/2022	\$ 835,000	\$ 45,413	\$ 880,413
3/31/2023	\$ 865,000	\$ 27,562	\$ 892,562
3/31/2024	\$ 880,000	\$ 9,240	\$ 889,240
Totals	\$ 6,500,000	\$ 562,275	\$ 7,062,275

Commentary:
 Interest Rate: 2.1%
 Matures: 5/1/23

Debt Service Report

Local Unit Name:	Green Oak Charter Township
Local Unit Code:	47-1060
Current Fiscal Year End Date:	3/31/2017
Debt Name:	Special Assessment Series 2004 (TriLakes)
Issuance Date:	4/1/2004
Issuance Amount:	\$695,000
Debt Instrument (or Type):	Bond Payable
Repayment Source(s):	Special assessment

Years Ending	Principal	Interest	Total
3/31/2017	\$ 35,000	\$ 16,644	\$ 51,644
3/31/2018	\$ 35,000	\$ 15,112	\$ 50,112
3/31/2019	\$ 40,000	\$ 13,452	\$ 53,452
3/31/2020	\$ 40,000	\$ 11,652	\$ 51,652
3/31/2021	\$ 40,000	\$ 9,812	\$ 49,812
3/31/2022	\$ 45,000	\$ 7,825	\$ 52,825
3/31/2023	\$ 45,000	\$ 5,688	\$ 50,688
3/31/2024	\$ 45,000	\$ 3,516	\$ 48,516
3/31/2025	\$ 50,000	\$ 1,213	\$ 51,213
Totals	\$ 375,000	\$ 84,914	\$ 459,914

Commentary:
 Interest Rate: 3.00% - 4.85%
 Matures: 5/1/24

Debt Service Report

Local Unit Name: Green Oak Charter Township
Local Unit Code: 47-1060
Current Fiscal Year End Date: 3/31/2017

Debt Name: Special Assessment Series 2004A (Hidden Lake Phase IV) - Refunding
Issuance Date: 4/7/2015
Issuance Amount: \$1,385,000
Debt Instrument (or Type): Bond Payable
Repayment Source(s): Special assessment

<u>Years Ending</u>	<u>Principal</u>	<u>Interest</u>	<u>Total</u>
3/31/2017	\$ 135,000	\$ 27,668	\$ 162,668
3/31/2018	\$ 135,000	\$ 24,832	\$ 159,832
3/31/2019	\$ 160,000	\$ 21,735	\$ 181,735
3/31/2020	\$ 155,000	\$ 18,428	\$ 173,428
3/31/2021	\$ 155,000	\$ 15,172	\$ 170,172
3/31/2022	\$ 150,000	\$ 11,970	\$ 161,970
3/31/2023	\$ 170,000	\$ 8,610	\$ 178,610
3/31/2024	\$ 165,000	\$ 5,093	\$ 170,093
3/31/2025	\$ 160,000	\$ 1,680	\$ 161,680
Totals	\$ 1,385,000	\$ 135,188	\$ 1,520,188

Commentary:
 Interest Rate: 2.1%
 Matures: 5/1/24

Debt Service Report

Local Unit Name:	Green Oak Charter Township
Local Unit Code:	47-1060
Current Fiscal Year End Date:	3/31/2017
Debt Name:	Special Assessment Series 2006 (Grand River II)
Issuance Date:	10/1/2006
Issuance Amount:	\$330,000
Debt Instrument (or Type):	Bond Payable
Repayment Source(s):	Special assessment

<u>Years Ending</u>	<u>Principal</u>	<u>Interest</u>	<u>Total</u>
3/31/2017	\$ 15,000	\$ 10,541	\$ 25,541
3/31/2018	\$ 15,000	\$ 9,919	\$ 24,919
3/31/2019	\$ 20,000	\$ 9,192	\$ 29,192
3/31/2020	\$ 20,000	\$ 8,362	\$ 28,362
3/31/2021	\$ 20,000	\$ 7,532	\$ 27,532
3/31/2022	\$ 25,000	\$ 6,592	\$ 31,592
3/31/2023	\$ 25,000	\$ 5,537	\$ 30,537
3/31/2024	\$ 25,000	\$ 4,468	\$ 29,468
3/31/2025	\$ 30,000	\$ 3,278	\$ 33,278
3/31/2026	\$ 30,000	\$ 1,973	\$ 31,973
3/31/2027	\$ 30,000	\$ 660	\$ 30,660
Totals	\$ 255,000	\$ 68,054	\$ 323,054

Commentary: Interest Rate: 4.15% - 4.40% Matures: 5/1/26
--

Debt Service Report

Local Unit Name: Green Oak Charter Township
Local Unit Code: 47-1060
Current Fiscal Year End Date: 3/31/2017

Debt Name: Special Assessment Series 2011 Refunding (Hidden Lake Phase I)
Issuance Date: 4/1/2011
Issuance Amount: \$4,335,000
Debt Instrument (or Type): Bond payable
Repayment Source(s): Special assessment

<u>Years Ending</u>	<u>Principal</u>	<u>Interest</u>	<u>Total</u>
3/31/2017	\$ 480,000	\$ 75,950	\$ 555,950
3/31/2018	\$ 465,000	\$ 61,775	\$ 526,775
3/31/2019	\$ 460,000	\$ 45,600	\$ 505,600
3/31/2020	\$ 460,000	\$ 27,200	\$ 487,200
3/31/2021	\$ 450,000	\$ 9,000	\$ 459,000
Totals	\$ 2,315,000	\$ 219,525	\$ 2,534,525

Commentary:
 Interest Rate: 3% - 4%
 Matures: 5/1/20

Debt Service Report

Local Unit Name:	Green Oak Charter Township
Local Unit Code:	47-1060
Current Fiscal Year End Date:	3/31/2017

Debt Name:	Capital Improvement Series 2007 (Centennial Farms WTP)
Issuance Date:	9/27/2007
Issuance Amount:	\$1,050,000
Debt Instrument (or Type):	Bond Payable
Repayment Source(s):	Water user fees

Years Ending	Principal	Interest	Total
3/31/2017	\$ 50,000	\$ 13,388	\$ 63,388
3/31/2018	\$ 55,000	\$ 12,325	\$ 67,325
3/31/2019	\$ 55,000	\$ 11,156	\$ 66,156
3/31/2020	\$ 55,000	\$ 9,988	\$ 64,988
3/31/2021	\$ 55,000	\$ 8,818	\$ 63,818
3/31/2022	\$ 55,000	\$ 7,650	\$ 62,650
3/31/2023	\$ 60,000	\$ 6,482	\$ 66,482
3/31/2024	\$ 60,000	\$ 5,206	\$ 65,206
3/31/2025	\$ 60,000	\$ 3,932	\$ 63,932
3/31/2026	\$ 60,000	\$ 2,656	\$ 62,656
3/31/2027	\$ 65,000	\$ 1,382	\$ 66,382
Totals	\$ 630,000	\$ 82,983	\$ 712,983

Commentary:
 Interest Rate: 2.125%
 Matures: 4/1/27

Debt Service Report

Local Unit Name: Green Oak Charter Township
Local Unit Code: 47-1060
Current Fiscal Year End Date: 3/31/2017

Debt Name: Capital Lease
Issuance Date: 7/28/2015
Issuance Amount: \$85,680
Debt Instrument (or Type): Capital Lease Payable
Repayment Source(s): Police Millage

<u>Years Ending</u>	<u>Principal</u>	<u>Interest</u>	<u>Total</u>
3/31/2017	\$ 26,876	\$ 3,402	\$ 30,278
3/31/2018	\$ 28,526	\$ 1,751	\$ 30,277
Totals	\$ 55,402	\$ 5,153	\$ 60,555

Commentary:
 Interest Rate: 6.145%
 Matures: 7/28/17

Projected Budget Report

Local Unit Name: Green Oak Charter Township
Local Unit Code: 47-1060
Current Fiscal Year End Date: 3/31/2017
Fund Name: General

<u>REVENUES</u>	<u>Fiscal Year 3/31/17 Budget</u>	<u>Percentage Change</u>	<u>Fiscal Year 3/31/18 Budget</u>	<u>Assumptions</u>	
				Increases in taxable values and population are expected to be minimal, therefore, revenues are held consistent with fiscal year 3/31/17 except for known changes.	
Property Taxes	\$ 1,069,256	0.00 %	\$ 1,069,256		
Trailer Taxes	\$ 2,200	0.00 %	\$ 2,200		
State Revenue Sharing	\$ 1,341,000	0.00 %	\$ 1,341,000		
Franchise Fees	\$ 175,000	0.00 %	\$ 175,000		
Interest Income	\$ 20,000	0.00 %	\$ 20,000		
Clerk's Department	\$ 6,200	(100.00) %	\$ -		
Public Improvement	\$ 171,961	(100.00) %	\$ -		
Cemetery	\$ 8,500	(100.00) %	\$ -		
Livingston County Community Water Auth.	\$ 12,200	0.00 %	\$ 12,200		
Other Revenues	\$ 5,050	(40.59) %	\$ 3,000		
Interfund Transfers (In)	\$ 954,280	(85.28) %	\$ 140,480		
Total Revenues	\$ 3,765,647		\$ 2,763,136		
EXPENDITURES					
					Expenditures are done by department. Each department has made a commitment to hold fiscal year 3/31/2018 budget to the same as fiscal year 3/31/17 except for known changes.
Township Board	\$ 303,965	(23.03) %	\$ 233,965		
Supervisor's Department	\$ 197,900	0.00 %	\$ 197,900		
Elections	\$ 238,875	0.00 %	\$ 238,875		
Assessor's Department	\$ 362,655	0.00 %	\$ 362,655		
Clerk's Department	\$ 367,249	0.00 %	\$ 367,249		
Board of Review	\$ 4,535	0.00 %	\$ 4,535		
Treasurer's Department	\$ 298,920	0.00 %	\$ 298,920		
Building and Grounds Department	\$ 372,260	(28.49) %	\$ 266,190		
Cemetery	\$ 29,450	0.00 %	\$ 29,450		
Building and Zoning Department	\$ 234,775	0.00 %	\$ 234,775		
Planning Commission	\$ 62,650	0.00 %	\$ 62,650		
Board of Appeals	\$ 12,275	0.00 %	\$ 12,275		
Public Improvements and Maintenance	\$ 629,000	(47.69) %	\$ 329,000		
Non Motorized Trails	\$ 155,000	(80.65) %	\$ 30,000		
Sidewalks New	\$ 622,000	(100.00) %	\$ -		
Roads/Chloride/Maintenance	\$ 55,000	0.00 %	\$ 55,000		
Livingston County Community Water Auth.	\$ 2,450	0.00 %	\$ 2,450		
Recreation	\$ 141,916	0.00 %	\$ 141,916		
Colman Park	\$ 32,850	0.00 %	\$ 32,850		
Misc. Unallocated Township/Office	\$ 262,250	(19.01) %	\$ 212,400		
Interfund Transfers (Out)	\$ -	0.00 %	\$ -		
Total Expenditures	\$ 4,385,975		\$ 3,113,055		
Net Revenues (Expenditures)	\$ (620,328)		\$ (349,919)		
Beginning Fund Balance	\$ 5,566,635		\$ 4,946,307		
Ending Fund Balance	\$ 4,946,307		\$ 4,596,388		